

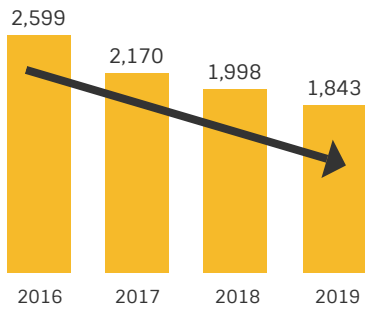
Eastern PA Continuum of Care

The Point-in-Time (PIT) Count is a measure of the number of people counted as experiencing homelessness on a single night in January each year, providing a "snapshot" of homelessness from year to year.

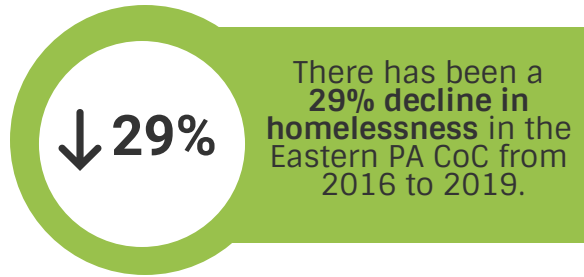
2019 Point-in-Time Count

1,843

People were identified as experiencing homelessness in the Eastern PA Continuum of Care on January 23, 2019.



PIT Count Total Homelessness
2016-2019



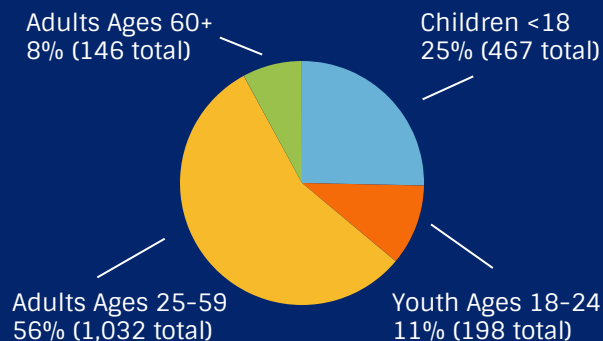
Housing Inventory



75% increase in Rapid Rehousing beds from 2018 to 2019 (+537 beds).

6% increase in overall year-round beds for people experiencing homelessness from 2018 to 2019. (+239 beds).

Homelessness By Age



Subpopulations

Veterans



71 people

36% decrease since 2016

Chronically Homeless



142 people

11% decrease since 2016

Families

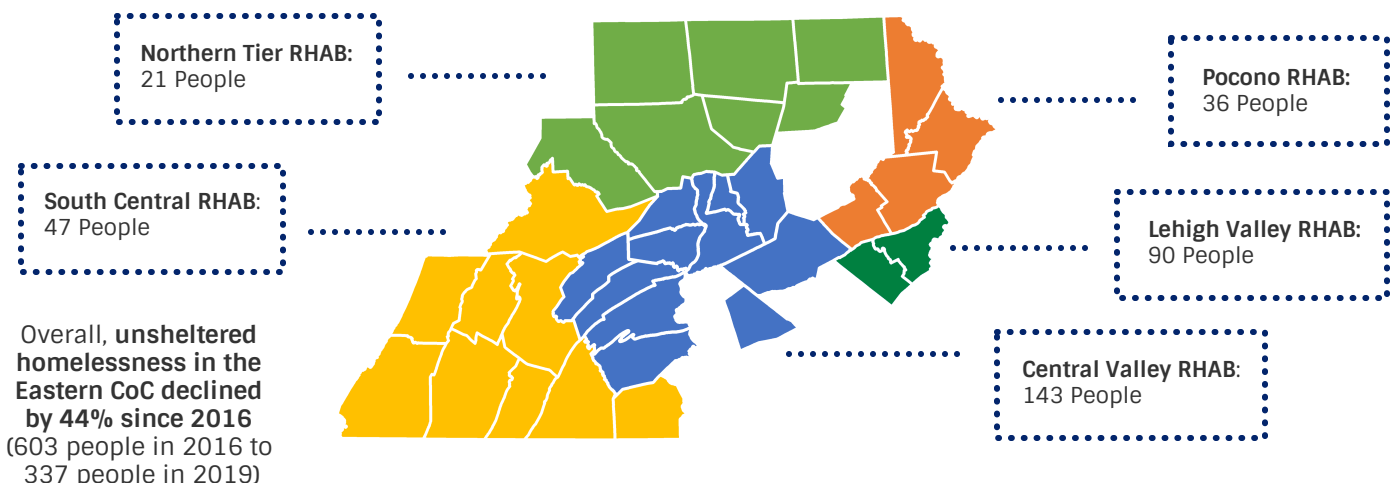


760 people in families

460 children and 300 adults

37% decrease since 2016

Unsheltered Homelessness by RHAB (Regional Housing Advisory Board)



TO LEARN MORE: www.pennsylvaniacoc.org