




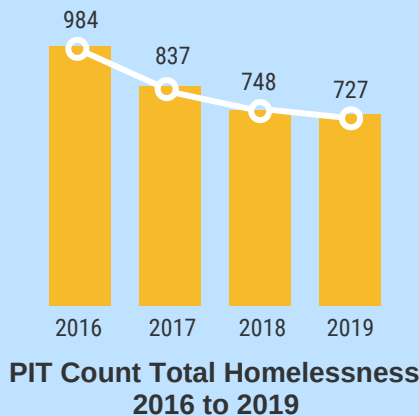
Western PA Continuum of Care 2019 Point-in-Time Count

The Point-in-Time (PIT) Count is a measure of the number of people counted as experiencing homelessness on a single night in January each year, providing a "snapshot" of homelessness from year to year.

727 people were identified as experiencing homelessness in the Western PA Continuum of Care on January 23, 2019.




There has been a **26% decline in homelessness** in the Western PA CoC from 2016 to 2019.



Housing Inventory

9% increase in Rapid Rehousing beds from 2018 to 2019 (+45 beds).
6% increase in overall year-round beds for people experiencing homelessness (+159 beds).

Homelessness By Age



- Children Under 18 (160 total)
- Youth 18-24 (54 total)
- Adults Ages 25-59 (455 total)
- Adults Ages 60+ (58 total)

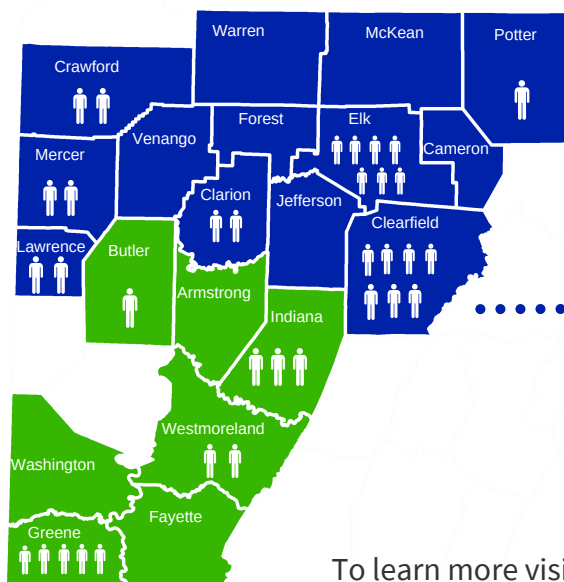
Subpopulations

- **Veterans:** 88 people (26% decrease since 2016)
- **Families:** 263 people in families > 154 children and 109 adults (37% decrease since 2016)
- **Chronically homeless:** 17 people (47% decrease since 2016)

Unsheltered Homelessness by County

Overall, unsheltered homelessness in the Western CoC declined by **51% since 2016** (69 people in 2016 and 34 people in 2019).

Southwest RHAB
11 people



RHAB= Regional Housing Advisory Board

Northwest RHAB
23 people

To learn more visit: www.pennsylvaniacoc.org